



Air Conditioners

Heating & Cooling

SkyAir
VRV

- » High COP cassette ensures top performance
- » 360° air discharge
- » Auto-cleaning cassette
- » Even more comfort by avoiding draught
- » Cold feet become history
- » Flexibility to suit any room lay-out

Round flow cassette



www.daikin.eu



SEER up to **A⁺⁺**

FCQ(H)G,FXFQ



Replacement technology



Round flow cassette



Setting the standard for efficiency and comfort

Whether we're talking about a shop, office or small public area, getting the heating and cooling right is a performance imperative, and for optimal performance you need optimal comfort in terms of temperature, humidity and air flow. To deliver this, you need the Daikin round flow cassette as part of the solution.




Optimal comfort



To achieve optimal comfort you need the perfect distribution of air at the right temperature. This distribution must reach all parts of the room with no dead areas, but, at the same time, with no draughts or cold spots. This is where the **360°** air flow discharge pattern of the round flow cassette, combined with its optional sensors and special features, really delivers.

- The round flow cassette delivers air through four **individually controllable flaps** to ensure that the air reaches all parts of the room.
- The optional **presence sensor** detects when people are in the room and directs the air flow away from them to minimize draughts - this is ideal for rooms and offices used by people who are stationary when there.
- The optional **floor sensor** ensures that cold feet are history. The sensor detects the average floor temperature and ensures an even temperature distribution between ceiling and floor.
- The outflow louvres are controllable to ensure an even distribution of air and temperature throughout the room and can be set to **minimize draughts** and to prevent ceiling soiling.
- In addition, the round flow cassette has a special dry programme to maintain the humidity at the most efficient level and its whisper-quiet operation, barely more than the sound of rustling leaves, ensures that your customers and staff can attend to their work undisturbed.



Top efficiency

As you would expect from Daikin, the round flow cassette is one of the top performing cassettes on the market. With a high COP and an **A+++** energy rating for both heating and cooling, it has two important features that help deliver superior efficiency.

UNIQUE! Standard auto-cleaning feature

Keeping the filters clean is a critical contributory factor to high efficiency and we have incorporated a fully automatic daily cleaning feature within the standard panel to ensure this is done without you having to remember. Compared to standard solutions, this has been found to reduce energy consumption by up to 50% and helps facilitate routine maintenance.

Auto-cleaning panel

saves up to
50% →

Optional presence sensor

The optional presence sensor automatically reduces the air flow or switches off the unit when it detects that the room has been empty for 15 minutes and then switches it back to normal when someone enters. This feature has been shown to reduce energy consumption by up to 27% compared to a system without a sensor.

When the room has been empty for 15 minutes, the sensor maintains a reduced pre-set temperature for heating and a raised pre-set temperature when in cooling mode for up to an hour before switching off. This ensures that when people enter after a short absence the energy consumed in returning to the optimal temperature is kept to a minimum.

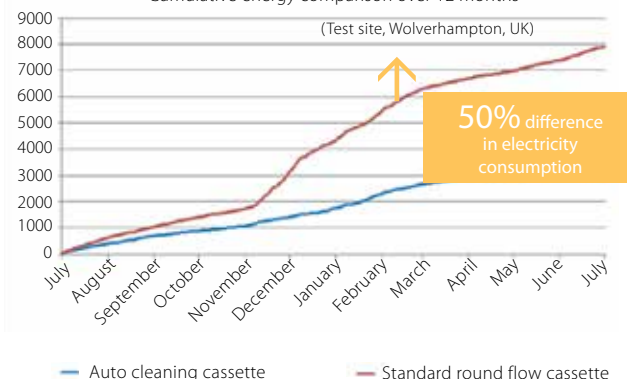
Presence sensor

saves up to
27%* →



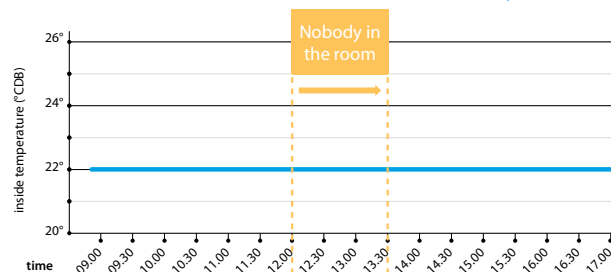
Energy consumption (kWh)

Cumulative energy comparison over 12 months

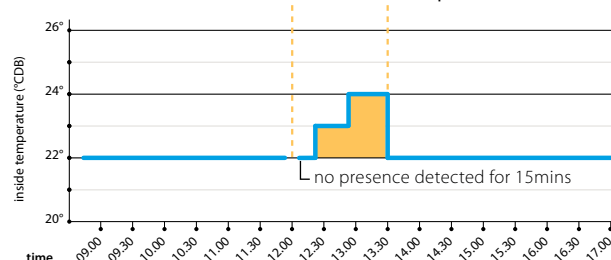


Without sensor

Cooling
Set point: 22° CDB



With sensor (BRC1E52A/B required)

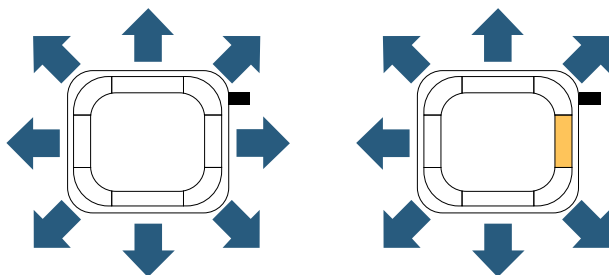


Flexible installation

To provide you with as much flexibility as possible in installing the system or changing the layout of your rooms, we have incorporated a number of set-up features to ensure that the cassette delivers optimally no matter what interior design conditions occur.

Closable flaps facilitate the re-design of your layout

Each of the eight flaps can be closed individually using the wired controller and this gives up to 23 different air flow patterns without loss of efficiency or comfort. This facility allows you the maximum flexibility in re-designing your interior layout without the need to re-locate the cassette - if the re-design means the cassette is close to a wall or a corner, you simply close the flaps affected.



Change room
configuration/refurbishment

Cool or heat up small to large applications with a single outdoor unit

A single Daikin outdoor unit can power up to nine cassettes which can be fitted in a variety of combinations. Most rooms will use a single, individually-controlled cassette but large or irregular rooms can use a combination of up to four cassettes that are controlled as a group. This delivers optimal efficiency and comfort in each space.

For larger commercial buildings a VRV system can be used, connecting up to 64 units to a single outdoor unit.



Total control

Daikin's enhanced wired controller with its advanced functionality gives you total control over all the functions and settings of the round flow cassette thus enabling you to select optimal comfort settings, establish the highest levels of efficiency and obtain the lowest operating costs. It even displays kWh usage by day, month and year allowing you monitor your energy consumption and so control costs.

The controller has three programmable schedules - for example:

- › winter for optimal heating
- › summer for optimal cooling
- › a spring/autumn for more flexible settings

In addition, there is a holiday function that allows you to override and disable the scheduled timer so that you don't waste money during the time the building is unoccupied.

Wired remote control
BRC1E52A/B
(optional)

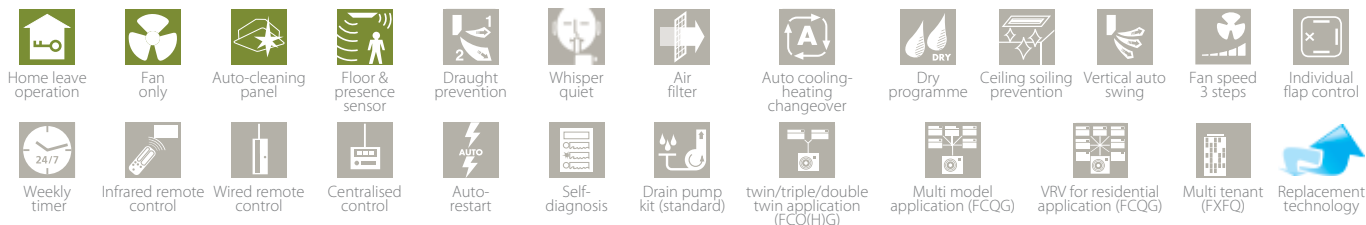


Controller features:

- › Temperature range limit
- › Improved setback function
- › Support for presence and floor sensor
- › Off timer
- › kWh indication
- › 3 weekly timers







Technical Specifications

Round flow cassette



Fully integrated solutions for medium to large commercial environments connecting up to 64 indoor units to a single system, all individually controlled.

- Perfect comfort by simultaneous heating spaces, while cooling others
- Free heating of rooms or water possible by heat recovery
- Temperature control, fresh air, air curtains and hot water production all integrated in a single system

INDOOR UNIT				FXFQ20A	FXFQ25A	FXFQ32A	FXFQ40A	FXFQ50A	FXFQ63A	FXFQ80A	FXFQ100A	FXFQ125A		
Cooling capacity	Nom.			kW	2.2	2.8	3.6	4.5	5.6	7.1	9.0	11.2	14.0	
Heating capacity	Nom.			kW	2.5	3.2	4.0	5.0	6.3	8.0	10.0	12.5	16.0	
Power input - 50Hz	Cooling	Nom.	kW	0.038				0.053	0.061	0.092	0.115	0.186		
	Heating	Nom.	kW	0.038				0.053	0.061	0.092	0.115	0.186		
Dimensions	Unit	HeightxWidthxDepth		mm	204x840x840						246x840x840		288x840x840	
Weight	Unit			kg	19			20	21			24	26	
Decoration panel	Model			BYCQ140D7W1 / BYCQ140D7W1W / BYCQ140D7GW1										
	Colour			Pure White (RAL 9010)										
	Dimensions	HeightxWidthxDepth		mm	60x950x950 / 60x950x950 / 145x950x950									
	Weight			kg	5.4 / 5.4 / 10.3									
Fan-Air flow rate - 50Hz	Cooling	High/Nom./Low		m³/min	12.5/10.6/8.8			13.6/11.6/9.5	15.0/12.8/10.5	16.5/13.5/10.5	22.8/17.6/12.4	26.5/19.5/12.4	33.0/26.5/19.9	
	Heating	High/Nom./Low		m³/min	12.5/10.6/8.8			13.6/11.6/9.5	15.0/12.8/10.5	16.5/13.5/10.5	22.8/17.6/12.4	26.5/19.5/12.4	33.0/26.5/19.9	
Sound power level	Cooling	High/Nom.		dBA	49/-			51/-	53/-	55/-	60/-	61/-		
Sound pressure level	Cooling	High/Nom./Low		dBA	31/29/28			33/31/29	35/33/30	38/34/30	43/37/30	45/41/36		
	Heating	High/Nom./Low		dBA	31/29/28			33/31/29	35/33/30	38/34/30	43/37/30	45/41/36		
Refrigerant	Type			R-410A										
Piping connections	Liquid/OD/Gas/OD/Drain			mm	6.35/12.7/VP25 (O.D. 32 / I.D. 25)						9.52/15.9/VP25 (O.D. 32 / I.D. 25)			
Power supply	Phase/Frequency/Voltage			Hz/V	1~/50/60/220-240/220									
Current - 50Hz	Maximum fuse amps (MFA)			A	16									

(1) The BYCQ140D7W1W has white insulations. Be informed that formation of dirt on white insulation is visibly stronger and that it is consequently not advised to install the BYCQ140D7W1W decoration panel in environments exposed to concentrations of dirt.
(2) BYCQ140D7W1: pure white standard panel with grey louvers; BYCQ140D7W1W: pure white standard panel with white louvers; BYCQ140D7GW1: pure white auto cleaning panel.



FXFQ-A



BRC1E52A/B
(optional)

BRC7A532F
(optional)



VRV outdoor

High COP, round flow cassette

Heating & Cooling

SkyAir

Perfect for light commercial applications

Seasonal Smart



INDOOR UNIT			FCQHG71F	FCQHG100F	FCQHG125F	FCQHG140F	FCQHG71F	FCQHG100F	FCQHG125F	FCQHG140F				
Cooling capacity	Min./Nom./Max.		kW	-/6.8/-	-/9.5/-	-/12.0/-	-/13.4/-	-/6.8/-	-/9.5/-	-/12.0/-	-/13.4/-			
Heating capacity	Min./Nom./Max.		kW	-/7.5/-	-/10.8/-	-/13.5/-	-/15.5/-	-/7.5/-	-/10.8/-	-/13.5/-	-/15.5/-			
Power input	Cooling	Nom.	kW	1.66	2.15	3.00	4.00	1.66	2.15	3.00	4.00			
	Heating	Nom.	kW	1.56	2.16	3.07	3.77	1.56	2.16	3.07	3.77			
Seasonal efficiency (according to EN14825)	Cooling	Energy label		A++			-		A++		-			
		Pdesign		kW	6.80	9.50	12.00	-		6.80	9.50	12.00	-	
		SEER		7.00			6.61	-		7.00	6.61	-		
		Annual energy consumption		kWh	340	475	635	-		340	475	635	-	
	Heating (Average climate)	Energy label		A+			A++		-		A+	A++		-
		Pdesign		kW	7.60	11.30	12.66	-		7.60	11.30	12.66	-	
		SCOP		4.54			4.80	4.63	-		4.54	4.80	4.63	-
		Annual energy consumption		kWh	2,343	3,295	3,829	-		2,343	3,295	3,829	-	
Nominal efficiency (cooling at 35°/27° nominal load, heating at 7°/20° nominal load)	EER					4.09	4.42	4.00	3.35	4.09	4.42	4.00	3.35	
	COP					4.80	4.99	4.40	4.12	4.80	4.99	4.40	4.12	
	Annual energy consumption		kWh	830	1,075	1,500	2,000	830	1,075	1,500	2,000			
	Energy label	Cooling/Heating	A/A				-		A/A				-	
Dimensions	Unit	HeightxWidthxDepth	mm	288x840x840										
Weight	Unit	kg		25	26			25	26					
Decoration panel	Model			BYCQ140D7W1/BYCQ140D7W1W/BYCQ140D7GW1										
	Colour			Pure White (RAL 9010)										
	Dimensions	HeightxWidthxDepth	mm	60x950x950 / 950x60x950 / 145x950x950										
Fan - Air flow rate	Cooling	High/Nom./Low	m³/min	21.2/16.7/12.2	32.3/25.7/19.0	33.5/26.7/19.9	33.5/27.3/21.1	21.2/16.7/12.2	32.3/25.7/19.0	33.5/26.7/19.9	33.5/27.3/21.1			
	Heating	High/Nom./Low	m³/min	21.2/16.7/12.2	32.3/25.7/19.0	33.5/26.7/19.9	33.5/27.3/21.1	21.2/16.7/12.2	32.3/25.7/19.0	33.5/26.7/19.9	33.5/27.3/21.1			
Sound power level	Cooling			dBA	53	61			53	61				
	Heating			dBA	53	61			53	61				
Sound pressure level	Cooling	High/Nom./Low	dBA	36/33/29	44/39/33	45/40/35	45/41/37	36/33/29	44/39/33	45/40/35	45/41/37			
	Heating	High/Nom./Low	dBA	36/33/29	44/39/33	45/40/35	45/41/37	36/33/29	44/39/33	45/40/35	45/41/37			
Piping connections	Liquid	OD	mm	9.52										
	Gas	OD	mm	15.9										
Power supply	Phase / Frequency / Voltage		Hz / V	1~ / 50 / 220-240										

OUTDOOR UNIT					RZQG71L8V1	RZQG100L8V1	RZQG125L8V1	RZQG140L7V1	RZQG71L8Y1	RZQG100L8Y1	RZQG125L8Y1	RZQG140LY1																	
Dimensions	Unit	HeightxWidthxDepth			mm	990x940x320			1,430x940x320			990x940x320	1,430x940x320																
Weight	Unit				kg	78			102			80			101														
Fan - Air flow rate	Cooling	Nom.				m³/min	59			70			84			59			70			84							
	Heating	Nom.				m³/min	49			62			49			62													
Sound power level	Cooling				dBA	64			66			67			69			64			66			67			69		
	Cooling	Nom.				dBA	48			50			51			52			48			50			51			52	
Sound pressure level	Heating	Nom.				dBA	50			52			53			50			52			53							
	Night quiet mode	Level 1				dBA	43			45						43			45										
Operation range	Cooling	Ambient	Min.~Max.	°CDB										-15~50															
	Heating	Ambient	Min.~Max.	°CWB										-20~15.5															
Refrigerant	Type/GWP				R-410A/1,975																								
Piping connections	Piping length	OU - IU	Max.	m	50			75			50			75															
		System	Equivalent	m	70			90			70			90															
	Level difference	IU - OU	Max.	m												30.0													
		IU - IU	Max.	m												0.5													
Power supply	Phase / Frequency / Voltage				Hz / V	1~ / 50 / 220-240							3N~ / 50 / 380-415																
Current - 50Hz	Maximum fuse amps (MFA)				A	20			32			16			20														

(1) EER/COP according to Eurovent 2012, for use outside EU only



FCQHG71-140F



BRC1E52A/B
(optional)

BRC7FA532F
(optional)



RZQG100-140L8/7V1/L(8)Y1

High COP, round flow cassette

Heating & Cooling

SkyAir

Perfect for light commercial applications

Seasonal Classic



INDOOR UNIT			FCQHG71F	FCQHG100F	FCQHG125F	FCQHG140F	FCQHG100F	FCQHG125F	FCQHG140F		
Cooling capacity	Min./Nom./Max.		kW	-/6.8/-	-/9.5/-	-/12.0/-	-/13.4/-	-/9.5/-	-/12.0/-	-/13.4/-	
Heating capacity	Min./Nom./Max.		kW	-/7.5/-	-/10.8/-	-/13.5/-	-/15.5/-	-/10.8/-	-/13.5/-	-/15.5/-	
Power input	Cooling	Nom.	kW	1.94	2.57	3.71	4.17	2.57	3.71	4.17	
	Heating	Nom.	kW	1.83	2.51	3.60	4.29	2.51	3.60	4.29	
Seasonal efficiency (according to EN14825)	Cooling	Energy label		A++		A	-	A++	A	-	
		Pdesign	kW	6.80	9.50	12.00	-	9.50	12.00	-	
		SEER		6.50	6.70	5.40	-	6.70	5.40	-	
		Annual energy consumption	kWh	366	496	777	-	496	777	-	
	Heating (Average climate)	Energy label		A+		-	-	A+	-	-	
		Pdesign	kW	7.60	8.03		-	8.03		-	-
		SCOP		4.15	4.30	4.10	-	4.30	4.10	-	-
		Annual energy consumption	kWh	2,563	2,614	2,741	-	2,614	2,741	-	-
Nominal efficiency (cooling at 35°/27° nominal load, heating at 7°/20° nominal load)	EER		3.50	3.70	3.23	3.21	3.70	3.23	3.21		
	COP		4.10	4.30	3.75	3.61	4.30	3.75	3.61		
	Annual energy consumption		kWh	970	1,285	1,855	2,085	1,285	1,855	2,085	
	Energy label	Cooling/Heating		A/A		-	A/A		-	-	
Dimensions	Unit	HeightxWidthxDepth	mm	288x840x840							
Weight	Unit		kg	25	26						
Decoration panel	Model			BYCQ140D7W1/BYCQ140D7W1W/BYCQ140D7GW1							
	Colour			Pure White (RAL 9010)							
	Dimensions	HeightxWidthxDepth	mm	60x950x950/950x60x950/145x950x950							
	Weight		kg	5.4/5.4/10.3							
Fan - Air flow rate	Cooling	High/Nom./Low	m³/min	21.2/16.7/12.2	32.3/25.7/19.0	33.5/26.7/19.9	33.5/27.3/21.1	32.3/25.7/19.0	33.5/26.7/19.9	33.5/27.3/21.1	
	Heating	High/Nom./Low	m³/min	21.2/16.7/12.2	32.3/25.7/19.0	33.5/26.7/19.9	33.5/27.3/21.1	32.3/25.7/19.0	33.5/26.7/19.9	33.5/27.3/21.1	
Sound power level	Cooling		dBa	53	61						
	Heating		dBa	53	61						
Sound pressure level	Cooling	High/Nom./Low	dBa	36/33/29	44/39/33	45/40/35	45/41/37	44/39/33	45/40/35	45/41/37	
	Heating	High/Nom./Low	dBa	36/33/29	44/39/33	45/40/35	45/41/37	44/39/33	45/40/35	45/41/37	
Piping connections	Liquid	OD	mm	9.52							
	Gas	OD	mm	15.9							
Power supply	Phase / Frequency / Voltage			Hz / V							
				1~ / 50 / 220-240							

OUTDOOR UNIT					RZQSG71L3V1	RZQSG100L8V1	RZQSG125L8V1	RZQSG140LV1	RZQSG100L8Y1	RZQSG125L8Y1	RZQSG140LY1		
Dimensions	Unit	HeightxWidthxDepth	mm		770x900x320		990x940x320		1,430x940x320		990x940x320	1,430x940x320	
Weight	Unit		kg		67		81		102		82		101
Fan - Air flow rate	Cooling	Nom.	m³/min		52		76		77		83		83
	Heating	Nom.	m³/min		48		83		62		83		62
Sound power level	Cooling		dBA		65		69		70		69		69
Sound pressure level	Cooling	Nom./Silent operation	dBA		49/47		53/49		54/49		53/49		53/-
	Heating	Nom.	dBA		51		57		58		54		54
	Night quiet mode	Level 1	dBA		-						49		
Operation range	Cooling	Ambient	Min.~Max.	°CDB	-15~46								
	Heating	Ambient	Min.~Max.	°CWB	-15~-15.5								
Refrigerant	Type/GWP				R-410A/1,975								
Piping connections	Piping length	OU - IU	Max.	m	50								
		System Equivalent	m	40	70								
	Level difference	IU - OU	Max.	m	30								
		IU - IU	Max.	m	0.5								
Power supply	Phase / Frequency / Voltage				Hz / V		1~ / 50 / 220-240				3N~ / 50 / 380-415		
Current - 50Hz	Maximum fuse amps (MFA)				A		20		32		20		

(1) EER/COP according to Eurovent 2012, for use outside EU only (2) The BYCQ140D7W1 has white insulations. Be informed that formation of dirt on white insulation is visibly stronger and that it is consequently not advised to install the BYCQ140D7W1W decoration panel in environments exposed to concentrations of dirt. (3) BYCQ140D7W1: pure white standard panel with grey louvers; BYCQ140D7W1W: pure white standard panel with white louvers; BYCQ140D7GW1: pure white auto cleaning panel.



FCQHG71-140F



BRC1E52A/B
(optional)

BRC7FA532F
(optional)



RZQSG100-125L8V1/L8Y1

Round flow cassette

Heating & Cooling

SkyAir

Perfect for light commercial applications

Seasonal Smart

INDOOR UNIT			FCQG71F	FCQG100F	FCQG125F	FCQG140F	FCQG71F	FCQG100F	FCQG125F	FCQG140F	
Cooling capacity	Min./Nom./Max.	kW	-/6.8/-	-/9.5/-	-/12.0/-	-/13.4/-	-/6.8/-	-/9.5/-	-/12.0/-	-/13.4/-	
Heating capacity	Min./Nom./Max.	kW	-/7.5/-	-/10.8/-	-/13.5/-	-/15.5/-	-/7.5/-	-/10.8/-	-/13.5/-	-/15.5/-	
Power input	Cooling	Nom.	kW	2.01	2.45	3.22	4.17	2.01	2.45	3.22	4.17
	Heating	Nom.	kW	1.89	2.60	3.72	4.30	1.89	2.60	3.72	4.30
Seasonal efficiency (according to EN14825)	Cooling	Energy label		A++		A+	-	A++		A+	-
		Pdesign	kW	6.80	9.50	12.00	-	6.80	9.50	12.00	-
		SEER		6.80		6.00	-	6.80		6.00	-
		Annual energy consumption	kWh	350	488	700	-	350	488	700	-
	Heating (Average climate)	Energy label		A+	A++	A+	-	A+	A++	A+	-
		Pdesign	kW	6.33	11.30	12.66	-	6.33	11.30	12.66	-
		SCOP		4.20	4.61	4.10	-	4.20	4.61	4.10	-
		Annual energy consumption	kWh	2,110	3,431	4,322	-	2,110	3,431	4,322	-
Nominal efficiency (cooling at 35°/27° nominal load, heating at 7°/20° nominal load)	EER			3.39	3.87	3.73	3.21	3.39	3.87	3.73	3.21
	COP			3.97	4.15	3.63	3.61	3.97	4.15	3.63	3.61
	Annual energy consumption		kWh	1,005	1,225	1,610	2,085	1,005	1,225	1,610	2,085
	Energy label	Cooling/Heating		A/A			-	A/A			-
Dimensions	Unit	HeightxWidthxDepth	mm	204x840x840		246x840x840		204x840x840		246x840x840	
Weight	Unit		kg	21		24		21		24	
Decoration panel	Model			BYCQ140D7W1/BYCQ140D7W1W/BYCQ140D7GW1							
	Colour			Pure White (RAL 9010)							
	Dimensions	HeightxWidthxDepth	mm	60x950x950/950x60x950/145x950x950							
	Weight		kg	5.4/5.4/10.3							
Fan - Air flow rate	Cooling	High/Nom./Low	m³/min	15.0/12.1/9.1	22.8/17.6/12.4	26.0/19.2/12.4		15.0/12.1/9.1	22.8/17.6/12.4	26.0/19.2/12.4	
	Heating	High/Nom./Low	m³/min	15.0/12.1/9.1	22.8/17.6/12.4	26.0/19.2/12.4		15.0/12.1/9.1	22.8/17.6/12.4	26.0/19.2/12.4	
Sound power level	Cooling		dBA	51	54	58		51	54	58	
	Heating		dBA	51	54	58		51	54	58	
Sound pressure level	Cooling	High/Nom./Low	dBA	33/31/28	37/33/29	41/35/29		33/31/28	37/33/29	41/35/29	
	Heating	High/Nom./Low	dBA	33/31/28	37/33/29	41/35/29		33/31/28	37/33/29	41/35/29	
Piping connections	Liquid	OD	mm	9.52							
	Gas	OD	mm	15.9							
Power supply	Phase / Frequency / Voltage			Hz / V							
				1~ / 50 / 220-240							

OUTDOOR UNIT					RZQG71L8V1	RZQG100L8V1	RZQG125L8V1	RZQG140L7V1	RZQG71L8Y1	RZQG100L8Y1	RZQG125L8Y1	RZQG140L7Y1		
Dimensions	Unit	HeightxWidthxDepth			mm	990x940x320		1,430x940x320		990x940x320		1,430x940x320		
Weight	Unit				kg	78		102		80		101		
Fan - Air flow rate	Cooling	Nom.				m³/min	59		70		84		84	
	Heating	Nom.				m³/min	49		62		49		62	
Sound power level	Cooling				dBA	64		66		67		69		
Sound pressure level	Cooling	Nom.				dBA	48		50		51		52	
	Heating	Nom.				dBA	50		52		53		53	
	Night quiet mode	Level 1				dBA	43		45		43		45	
Operation range	Cooling	Ambient	Min.~Max.	°CDB			-15~50							
	Heating	Ambient	Min.~Max.	°CWB			-20~15.5							
Refrigerant	Type/GWP				R-410A/1,975									
Piping connections	Piping length	OU - IU	Max.	m	50		75		50		75			
		System	Equivalent	m	70		90		70		90			
	Level difference	IU - OU	Max.	m	30.0									
		IU - IU	Max.	m	0.5									
Power supply	Phase / Frequency / Voltage				Hz / V		1~ / 50 / 220-240		3N~ / 50 / 380-415					
Current - 50Hz	Maximum fuse amps (MFA)				A		20		32		16		20	

(1) EER/COP according to Eurovent 2012 (2) The BYCQ140D7W1W has white insulations. Be informed that formation of dirt on white insulation is visibly stronger and that it is consequently not advised to install the BYCQ140D7W1W decoration panel in environments exposed to concentrations of dirt. (3) BYCQ140D7W1: pure white standard panel with grey louvers; BYCQ140D7W1W: pure white standard panel with white louvers; BYCQ140D7GW1: pure white auto cleaning panel.



FCQG100-140F



BRC1E52A/B
(optional)

BRC7AF532F
(optional)



RZQG100-140L8/7V1/L(8)Y1

Round flow cassette

Heating & Cooling



Perfect for light commercial applications



INDOOR UNIT				FCQG71F	FCQG100F	FCQG125F	FCQG140F	FCQG100F	FCQG125F	FCQG140F
Cooling capacity	Min./Nom./Max.		kW	-/6.8/-	-/9.5/-	-/12.0/-	-/13.4/-	-/9.5/-	-/12.0/-	-/13.4/-
Heating capacity	Min./Nom./Max.		kW	-/7.5/-	-/10.8/-	-/13.5/-	-/15.5/-	-/10.8/-	-/13.5/-	-/15.5/-
Power input	Cooling	Nom.	kW	2.12	2.88	3.74	4.45	2.88	3.74	4.45
	Heating	Nom.	kW	2.08	3.05	3.96	4.54	3.05	3.96	4.54
Seasonal efficiency (according to EN14825)	Cooling	Energy label		A++		A	-	A++	A	-
		Pdesign	kW	6.80	9.50	12.00	-	9.50	12.00	-
		SEER		6.10	6.50	5.30	-	6.50	5.30	-
		Annual energy consumption	kWh	390	511	792	-	511	792	-
	Heating (Average climate)	Energy label		A+		-	-	A+	-	-
		Pdesign	kW	6.33	7.60	8.03	-	7.60	8.03	-
		SCOP		4.10		4.01	-	4.10	4.01	-
		Annual energy consumption	kWh	2,162	2,595	2,803	-	2,595	2,803	-
Nominal efficiency (cooling at 35°/27° nominal load, heating at 7°/20° nominal load)	EER			3.21	3.30	3.21	3.01	3.30	3.21	3.01
	COP			3.61	3.54	3.41		3.54	3.41	
	Annual energy consumption		kWh	1,060	1,440	1,870	2,225	1,440	1,870	2,225
	Energy label	Cooling/Heating		A/A		A/B	-	A/B		-
Dimensions	Unit	HeightxWidthxDepth	mm	204x840x840		246x840x840				
Weight	Unit		kg	21	24					
Decoration panel	Model			BYCQ140D7W1/BYCQ140D7W1W/BYCQ140D7GW1						
	Colour			Pure White (RAL 9010)						
	Dimensions	HeightxWidthxDepth	mm	60x950x950/950x60x950/145x950x950						
	Weight			kg	5.4/5.4/10.3					
Fan - Air flow rate	Cooling	High/Nom./Low	m³/min	15.0/12.1/9.1	22.8/17.6/12.4	26.0/19.2/12.4		22.8/17.6/12.4		26.0/19.2/12.4
	Heating	High/Nom./Low	m³/min	15.0/12.1/9.1	22.8/17.6/12.4	26.0/19.2/12.4		22.8/17.6/12.4		26.0/19.2/12.4
Sound power level	Cooling		dBA	51	54	58		54	58	
	Heating		dBA	51	54	58		54	58	
Sound pressure level	Cooling	High/Nom./Low	dBA	33/31/28	37/33/29	41/35/29		37/33/29	41/35/29	
	Heating	High/Nom./Low	dBA	33/31/28	37/33/29	41/35/29		37/33/29	41/35/29	
Piping connections	Liquid	OD	mm	9.52						
	Gas	OD	mm	15.9						
Power supply	Phase / Frequency / Voltage			1~ / 50 / 220-240						

OUTDOOR UNIT					RZQSG71L3V1	RZQSG100L8V1	RZQSG125L8V1	RZQSG140LV1	RZQSG100L8Y1	RZQSG125L8Y1	RZQSG140LV1	
Dimensions	Unit	HeightxWidthxDepth	mm		770x900x320		990x940x320		1,430x940x320		990x940x320	1,430x940x320
Weight	Unit		kg		67		81		102		82	
Fan - Air flow rate	Cooling	Nom.	m³/min		52		76		77		83	
	Heating	Nom.	m³/min		48		83		62		83	
Sound power level	Cooling		dBA		65		69		70		69	
Sound pressure level	Cooling	Nom./Silent operation	dBA		49/47		53/49		54/49		53/49	
	Heating	Nom.	dBA		51		57		58		54	
	Night quiet mode	Level 1	dBA		-						49	
Operation range	Cooling	Ambient	Min.~Max.	°CDB	-15~46							
	Heating	Ambient	Min.~Max.	°CWB	-15~-15.5							
Refrigerant	Type/GWP				R-410A/1,975							
Piping connections	Piping length	OU - IU	Max.	m	50							
		System	Equivalent	m	40		70					
	Level difference	IU - OU	Max.	m	30							
		IU - IU	Max.	m	0.5							
Power supply	Phase / Frequency / Voltage			Hz / V	1~ / 50 / 220-240					3N~ / 50 / 380-415		
Current - 50Hz	Maximum fuse amps (MFA)			A	20		32		20			

(1) EER/COP according to Eurovent 2012, for use outside EU only. The BYCQ140D7W1W has white insulations. Be informed that formation of dirt on white insulation is visibly stronger and that it is consequently not advised to install the BYCQ140D7W1W decoration panel in environments exposed to concentrations of dirt. (3) BYCQ140D7W1: pure white standard panel with grey louvers; BYCQ140D7W1W: pure white standard panel with white louvers; BYCQ140D7GW1: pure white auto cleaning panel.



FCQG100-140F



BRC1E52A/B
(optional)

BRC7AF532F
(optional)



RZQSG140LV1



Round flow cassette

Heating & Cooling

SkyAir

Perfect for light commercial applications



Indoor unit					FCQG35F		FCQG50F		FCQG60F		
Cooling capacity	Min./Nom./Max.			kW	1.3/3.4/4.0		1.7/5.0/5.3		1.7/5.7/5.7		
Heating capacity	Min./Nom./Max.			kW	1.3/4.20/5.2		1.7/6.00/6.0		1.7/7.0/7.0		
Power input	Cooling	Min./Nom./Max.			kW	0.400/0.950/1.100		-1.410/-		-1.640/-	
	Heating	Min./Nom./Max.			kW	0.230/1.200/1.840		-1.620/-		-1.990/-	
Seasonal efficiency (according to EN14825)	Cooling	Energy label					A++				
		Pdesign		kW	3.50		5.00		5.70		
		SEER			6.35		6.48		6.22		
		Annual energy consumption		kWh	193		270		321		
	Heating (Average climate)	Energy label					A++		A+		
		Pdesign		kW	3.32		4.36		4.71		
		SCOP			4.90		4.29		4.00		
		Annual energy consumption		kWh	949		1,426		1,646		
Nominal efficiency (cooling at 35°/27° nominal load, heating at 7°/20° nominal load)	EER					3.58		3.55		3.48	
	COP					3.50		3.7		3.52	
	Annual energy consumption			kWh	475		705		820		
	Energy label		Cooling/Heating			A/B		A/A		A/B	
Dimensions	Unit	HeightxWidthxDepth			mm	204x840x840					
Weight	Unit				kg	18		19			
Decoration panel	Model				BYCQ140D7W1/BYCQ140D7W1W/BYCQ140D7GW1						
	Colour				Pure White (RAL 9010)/						
	Dimensions		HeightxWidthxDepth		mm	60x950x950/950x60x950/145x950x950					
	Weight				kg	5.4/5.4/10.3					
Fan - Air flow rate	Cooling	High/Nom./Low		m³/min	12.5/10.6/8.7		12.6/10.7/8.7		13.6/11.2/8.7		
	Heating	High/Nom./Low		m³/min	12.5/10.6/8.7		12.6/10.7/8.7		13.6/11.2/8.7		
Sound power level	Cooling			dBA	49				51		
	Heating			dBA	49				51		
Sound pressure level	Cooling	High/Nom./Low		dBA	31/29/27				33/31/28		
	Heating	High/Nom./Low		dBA	31/29/27				33/31/28		
Piping connections	Liquid	OD		mm	6.35						
	Gas	OD		mm	9.5		12.70				
Power supply	Phase / Frequency / Voltage				Hz / V	1~ / 50 / 220-240					
Outdoor unit					RXS35L		RXS50L		RXS60L		
Dimensions	Unit	HeightxWidthxDepth		mm	550x765x285		735x825x300				
Weight	Unit			kg	34		47		48		
Fan - Air flow rate	Cooling	High/Super low		m³/min	36.0/30.1		50.9/48.9		50.2/45.0		
	Heating	High/Super low		m³/min	28.3/25.6		45.0/43.1		46.3/46		
Sound power level	Cooling			dBA	61		62				
	Heating			dBA	61		62				
Sound pressure level	Cooling	High/Low/Silent operation		dBA	48/-/44		48/44/-		49/46/-		
	Heating	High/Low/Silent operation		dBA	48/-/45		48/45/-		49/46/-		
Operation range	Cooling	Ambient	Min.~Max.	°CDB	-10~46						
	Heating	Ambient	Min.~Max.	°CWB	-15~18						
Refrigerant	Type/GWP				R-410A/1,975						
Piping connections	Piping length		OU - IU	Max.	m	20		30			
	Level difference		IU - OU	Max.	m	15		20.0			
Power supply	Phase / Frequency / Voltage				Hz / V	1~ / 50 / 220-240		1~ / 50 / 220-230-240			
Current - 50Hz	Maximum fuse amps (MFA)				A	-					

(1) EER/COP according to Eurovent 2012, for use outside EU only (2) The BYCQ140D7W1W has white insulations. Be informed that formation of dirt on white insulation is visibly stronger and that it is consequently not advised to install the BYCQ140D7W1W decoration panel in environments exposed to concentrations of dirt. (3) BYCQ140D7W1: pure white standard panel with grey louvers; BYCQ140D7W1W: pure white standard panel with white louvers; BYCQ140D7GW1: pure white auto cleaning panel.



FCQG35-60F



BRC1E52A/B
(optional)

BRC7F532F
(optional)






RXS35K



Twin, triple, double twin application

- › For long or irregularly shaped rooms you can use up to four indoor units powered by a single outdoor unit.
- › All indoor units are controlled at the time.

				FCQHG	FCQG					
				71	35	50	60	71	100	125
	RZQG71L8V1	RZQG71L8Y1	* Operation in heating mode down to -20°C * 75m pipe run * Compatibility with D-BACS		2					
	RZQG100L8V1	RZQG100L8Y1			3	2				
	RZQG125L8V1	RZQG125L8Y1			4	3	2			
	RZQG140L7V1	RZQG140LY1		2	4	3		2		
	RZQ200C		* Operation in heating mode down to -15°C * 100m pipe run			4	3	3	2	
	RZQ250C						4			2
	RZQSG71L3V1		* Operation in heating mode down to -15°C * 50m pipe run * Compatibility with D-BACS		2					
	RZQSG100L8V1	RZQSG100L8Y1			3	2				
	RZQSG125L8V1	RZQSG125L8Y1			4	3	2			
	RZQSG140LV1	RZQSG140LY1		2	4	3		2		

Multi model application

- › A single multi outdoor unit can power up nine indoor units in different rooms. Of course, the climate of each room is individually controlled.
- › This assures top efficiency and optimum comfort for each separate space.

		FCQG		
		35	50	60
3MXS40K	*			
3MXS52E	*		*	
3MXS68G	*		*	*
4MXS68F	*		*	*
4MXS80E	*		*	*
5MXS90E	*		*	*
RXYSQ-P8V1	*		*	*



Europe's new energy label: raising the bar on energy efficiency

To realise its challenging 20-20-20 environmental goals, Europe is imposing minimum efficiency requirements for energy related projects. These minimum requirements came into effect on 1 January 2013, and will be revised upward in subsequent years.

Not only does the Eco-Design Directive systematically raise the minimum requirements with respect to environmental performance but the method used to measure this performance has also been changed to better reflect real-life conditions. The new seasonal performance rating provides a much more accurate picture of actual expected energy efficiency over an entire heating or cooling season.

Completing the picture is a new energy label for EU. The present label, introduced in 1992 and subsequently modified, allows consumers to compare and make purchasing decisions based on uniform labelling criteria. The new label includes multiple classifications from A+++ to D reflected in colour shadings ranging from dark green (most energy efficient) to red (least efficient). Information on the new label includes not only the new seasonal efficiency ratings for heating (SCOP) and cooling (SEER), but also annual energy consumption and sound levels. It will allow end-users to make even better informed choices, since seasonal efficiency reflects air conditioner or heat pump efficiency over an entire season.

Daikin has a worldwide reputation based on 90 years' experience in the successful manufacture of high quality air conditioning equipment for residential, commercial and industrial use and 56 years as a leader in heat pump technology.

The present leaflet is drawn up by way of information only and does not constitute an offer binding upon Daikin Europe N.V.. Daikin Europe N.V. has compiled the content of this leaflet to the best of its knowledge. No express or implied warranty is given for the completeness, accuracy, reliability or fitness for particular purpose of its content and the products and services presented therein. Specifications are subject to change without prior notice. Daikin Europe N.V. explicitly rejects any liability for any direct or indirect damage, in the broadest sense, arising from or related to the use and/or interpretation of this leaflet. All content is copyrighted by Daikin Europe N.V.



Daikin Europe N.V. participates in the Eurovent Certification programme for Air conditioners (AC), Liquid Chilling Packages (LCP), Air handling units (AHU) and Fan coil units (FCU). Check ongoing validity of certificate online: www.eurovent-certification.com or using: www.certiflash.com




ECPEN14-110 • 01/14 • Copyright Daikin
The present publication supersedes ECPEN13-110.
Printed on non-chlorinated paper. Prepared by La Movidia, Belgium.
Resp. Ed.: Daikin Europe N.V., Zandvoordestraat 300, B-8400 Oostende



SEASONAL EFFICIENCY

Smart use of energy



FSC

ECPEN14-110

Daikin products are distributed by: